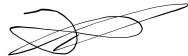


KOBELCO SK135SR-7

Major Service

● 0 ● 14 ● 84 ● 10




Inspection Number	RP056529	Customer No	200000
Serial Number	YY09048346	Customer Name	AUSTRALIAN HAMMER SUPPLIES HIRE
Make	KOBELCO	Customer Email	
Model	SK135SR-7	Works Order	RP056529
Equipment Family	11.6-17T HYDRAULIC EXCAVATOR	Completed On	14/01/2026 5:19:45 PM
Asset ID	AHSH134	Inspector	Jake Raffen
Location	AUSTRALIAN HAMMER SUPPLIES HIRE Unit 3/32 WILLIAMSON RD INGLEBURN 2565	PDF Generated On	14/01/2026
		Machine Hours	3927
Customer		Next Meter	4003



General Info & Comments

● **General Info/Comments**

2000hr service



TASK SAFETY INSTRUCTIONS

- | | |
|--|---------------|
| ● 1.1 Wear Correct PPE at all times | <i>NORMAL</i> |
| ● 1.2 All isolation and safe work procedures must be followed | <i>NORMAL</i> |
| ● 1.3 Identify task hazards and controls utilising hierarchy or controls model | <i>NORMAL</i> |
| ● 1.4 Ensure a competent operator and spotter is utilised to move mobile equipment | <i>NORMAL</i> |
| ● 1.5 Ensure all mobile equipment is fundamentally stable | <i>NORMAL</i> |
| ● 1.6 Ensure three points of contact is maintained during access and egress | <i>NORMAL</i> |
| ● 1.7 Ensure acceptable housekeeping standards are maintained at all times | <i>NORMAL</i> |

MACHINE GENERAL RUNNINGCHECKS

●	2.1 Check all work lights, beacon & reverse alarm for operation	PASS
●	2.2 Test all dash warning lights, gauges and audible alarms for correct operation	PASS
●	2.3 Check idle timer for correct shut down operation	N/A
●	2.4 Check operation of all three emergency stop buttons	PASS
●	2.5 Check operation of horn	PASS
●	2.6 Check operation of reverse camera	PASS
●	2.7 Check alternator charge voltage	PASS
●	2.8 Check operation of auto grease system by manually activating timer	N/A
●	2.9 Check fire system control panel for 'Normal'	N/A

PM FIRE SUPPRESSION SYSTEM

●	5.1 Ensure fire suppression bottle and components are securely mounted and in good condition	N/A
●	5.2 Ensure fire suppression is correctly charged	N/A
●	5.3 Inspect last charge date	DATE:2026-01-14T00:00:00.000000
●	5.4 Check all fire extinguishers are securely mounted and in good condition	PASS
●	5.5 Check all fire extinguishers are correctly charged	PASS
●	5.6 Inspect last charge date	DATE:2026-01-14T00:00:00.000000

PM ENGINE

●	6.1 Perform engine valve set	N/A
●	6.2 Inspect air intake system hoses, pipes, clamps for signs of dirt ingress	PASS
●	6.3 Inspect engine for oil or fuel leaks	PASS
●	6.4 Inspect engine components for missing clamps	PASS

- | | |
|--|------|
| ● 6.5 Inspect exhaust system for signs of leaks, loose bolts or missing clamps | PASS |
| ● 6.6 Inspect turbo for security and signs of leaks | PASS |
| ● 6.7 Inspect condition of exhaust lagging | PASS |
| ● 6.8 Inspect engine mounts for condition and loose hardware | PASS |
| ● 6.9 Inspect alternator mount condition and adjustment | PASS |
| ● 6.10 Inspect wiring condition and security | PASS |
| ● 6.11 Inspect engine belts | PASS |

PM ENGINE COOLING SYSTEM

- | | |
|--|------|
| ● 7.1 Check coolant level | PASS |
| ● 7.2 Check condition of radiator cap | PASS |
| ● 7.3 Check condition of radiator core | PASS |
| ● 7.4 Check cooling system for signs of leaks | PASS |
| ● 7.5 Check hose and clamp condition | PASS |
| ● 7.6 Inspect fan condition and operation | PASS |
| ● 7.7 Inspect radiator and fan guard condition | PASS |

PM SWING TRANSMISSION

- | | |
|---|------|
| ● 8.1 Inspect swing transmission for signs of leaks | PASS |
| ● 8.2 Inspect swing transmission oil level | PASS |

PM HYDRAULIC SYSTEM

- | | |
|---|------|
| ● 9.1 Check hydraulic oil level | PASS |
| ● 9.2 Inspect hydraulic cylinders for leaks and security | PASS |
| ● 9.3 Inspect hydraulic hoses for leaks, damage, security | PASS |
| ● 9.4 Inspect hydraulic pump condition, leaks, security | PASS |

- 9.5 Check Pilot Accumulator operation as per OEM Maintenance Procedure - Test Boom Down Functionality with engine off *N/A*

PM FINAL DRIVES

- 10.1 Inspect LHS final drive mount condition for leaks and security *PASS*
- 10.2 Inspect LHS oil level and mag plug condition *PASS*
- 10.3 Inspect RHS final drive mount condition for leaks and security *PASS*
- 10.4 Inspect RHS oil level and mag plug condition *PASS*

PM UNDERCARRIAGE

- 11.1 Inspect LHS track tension *PASS*
- 11.2 Inspect RHS track tension *PASS*
- 11.3 Inspect tracks for loose/missing bolts *PASS*
- 11.4 Inspect load and carrier rollers for signs of leaks *PASS*
- 11.5 Inspect idlers for signs of leaks *PASS*
- 11.6 Inspect sprocket segments condition *PASS*
- 11.7 Inspect track frame for cracks, lose or missing hardware *PASS*

PM FRAME AND BODY

- 12.1 Check panels for damage and security *PASS*
- 12.2 Check access steps and walkway condition *PASS*
- 12.3 Inspect boom condition – cracks, missing clamps, damaged pipes, excessive movement, lubrication *PASS*
- 12.4 Inspect stick condition – cracks, missing clamps, damaged pipes, excessive movement, lubrication *PASS*
- 12.5 Inspect quick hitch condition and operation *PASS*
- 12.6 Inspect bucket condition – cracks, wear, damage, mounts *PASS*
- 12.7 Inspect GET condition and hardware *PASS*

PM ELECTRICAL SYSTEM

<input checked="" type="radio"/>	13.1 Check battery condition	PASS
<input checked="" type="radio"/>	13.2 Check battery terminal condition	PASS
<input checked="" type="radio"/>	13.3 Check battery security	PASS
<input checked="" type="radio"/>	13.4 Check battery box drain is clear	PASS
<input checked="" type="radio"/>	13.5 Check wiring condition and security	PASS

PM GREASE SYSTEM

<input checked="" type="radio"/>	14.1 Check all points for acceptable lubrication	PASS
<input checked="" type="radio"/>	14.2 Inspect grease system operation	PASS
<input checked="" type="radio"/>	14.3 Check grease line condition	PASS
<input type="radio"/>	14.4 Refill grease tank	N/A
<input checked="" type="radio"/>	14.5 Lubricate bucket linkage	PASS
<input checked="" type="radio"/>	14.6 Lubricate blade linkage	PASS
<input checked="" type="radio"/>	14.7 Lubricate boom & stick linkage	PASS
<input checked="" type="radio"/>	14.8 Lubricate swing bearing	PASS

PM OPERATOR STATION

<input checked="" type="radio"/>	15.1 Check all doors for correct opening and closing adjustments and operation	PASS
<input checked="" type="radio"/>	15.2 Inspect condition of door seals	PASS
<input checked="" type="radio"/>	15.3 Check window glass and seal condition	PASS
<input checked="" type="radio"/>	15.4 Check mirror condition and adjustments	PASS
<input checked="" type="radio"/>	15.5 Fill window washer reservoir	PASS
<input checked="" type="radio"/>	15.6 Inspect air con vents condition	PASS
<input checked="" type="radio"/>	15.7 Inspect seat belt and mounting hardware	PASS

● 15.8 Inspect seat condition, operation and mounting PASS

● 15.9 Replace cabin A/C filter PASS

OIL SAMPLING

● 16.1 Engine NORMAL

PM POST SERVICE INSPECTION CHECKS

● 17.1 All inspections have been completed and rectified as required NORMAL

● 17.2 All safety related defects have been repaired or reported NORMAL

● 17.3 All defects have been noted and reported NORMAL

● 17.4 All fluids are at correct level and drain plugs tight NORMAL

● 17.5 All oil samples have visually been inspected and any notable signs of contamination have been reported NORMAL

● 17.6 All replaced filters have been cut and inspected and photos added to CAT Inspect and reported to supervisor N/A

● 17.7 Machine has been recommissioned and ready for operation NORMAL

● 17.8 PM service notification marked off in Vision Link N/A

DEFECTS IDENTIFIED

● 18.1 DEFECTS IDENTIFIED none

OIL USED

● 19.1 Hydraulic oil 90

● 19.2 Engine oil 17

● 19.3 Slew oil 2

● 19.4 Gear oil 4

● 19.5 Coolant 0